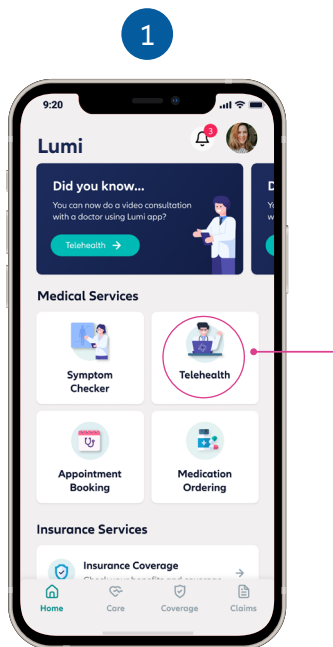
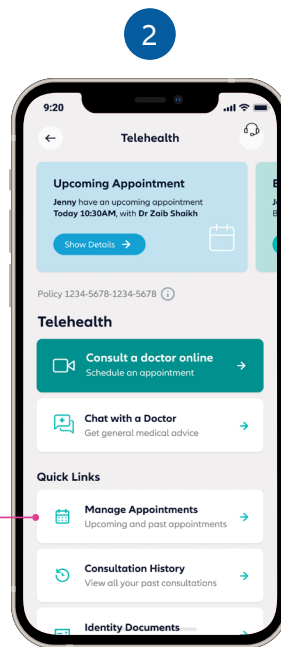


TELEHEALTH

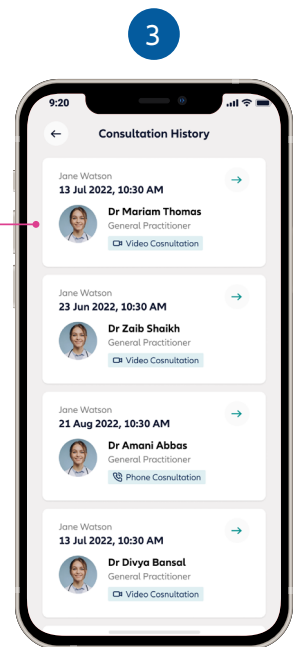
HOW TO PAY & ACCESS SICK LEAVE CERTIFICATES



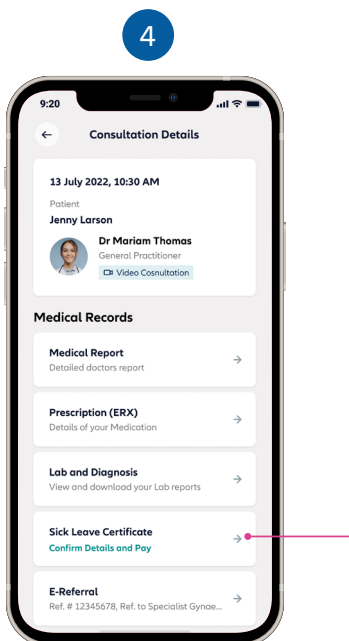
Click the 'Telehealth' button on the homescreen.



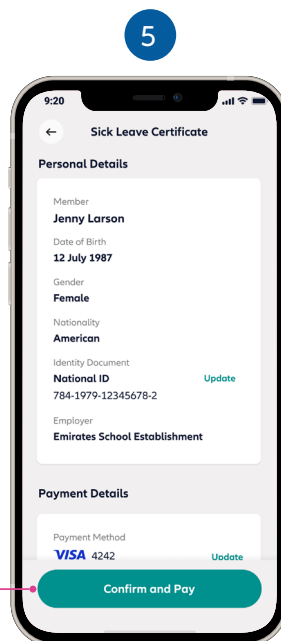
Click on 'Consultation History' to access your reports.



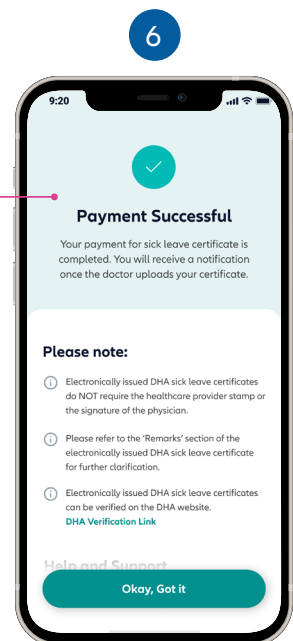
Tap on the date and time of your consultation from the list.



Select 'Sick Leave Certificate' from the list to view details and pay.



Verify your details and click on 'Confirm and Pay' to complete the payment.



Once the doctor uploads the Sick Leave Certificate, you will be notified via email. You can download the certificate from the app or the link via email.

Learn more about Nextcare.
Visit our website.

www.nextcarehealth.com

For assistance, please contact:

☎ +971 4 270 8800

☎ +971 56 344 8951

✉ membercare@nextcarehealth.com

For Lumi App support contact:

✉ appsupport@nextcarehealth.com

nextcare